

ORDER FORM

- ORDER** e: roofsales@ultraframe.co.uk
 QUOTE e: quotes@ultraframe.co.uk
 New Build Replacement Project

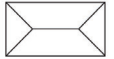
Please sketch your Ultrasky lantern here.

- Please note all dimensions are to external face of 70 mm timber kerb.

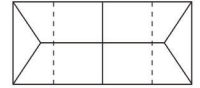
PLAN VIEW

example:

Typical design - Small



Typical design - Large



(Optional additional bars)

ACCOUNT No.

Company Name

Order Number

JOB REFERENCE

Company Contact

Telephone No.

Email

Delivery Address

.....

.....

POSTCODE

Delivery Date Req

Quotation Ref

CRITICAL INFORMATION

***Required for structural snow / wind loading**

*Site Postcode

Please tick if height is greater than one storey.

Height above ground level

CUSTOMER NOTE: Please carefully read the Ultrasky Lantern installation guide before filling in order details.

HOW TO PLACE AN ORDER FOR ULTRASKY LANTERN:

1. Sketch plan & elevations.
(If necessary, attach photos of existing property. Indicate on drawings if any part of project is existing).
2. Mark the preferred positions of any
a) roof windows
or b) rectangular glazed panels.
3. Upon placement of your Ultrasky Lantern order, an order confirmation is generated which must be signed and emailed back.

Job No.:3598

Please sign and return to
roofsales@ultraframe.co.uk

SIGNED

DATE

ORDER FORM

JOB REFERENCE

ROOF MATERIALS

	PVCu White	PVCu Painted Grey	PVCu Black	Aluminium 9003 White 80% gloss	Aluminium 7016 Grey 30% gloss	Aluminium 9005 Black 60% gloss
External	<input type="checkbox"/>	<input type="checkbox"/>	<input type="checkbox"/>	<input type="checkbox"/>	<input type="checkbox"/>	<input type="checkbox"/>
Internal	<input type="checkbox"/>	<input type="checkbox"/>	<input type="checkbox"/>	<input type="checkbox"/>	<input type="checkbox"/>	<input type="checkbox"/>

Bespoke Colour

External

Internal

ROTABOND SEALANT - MS POLYMER

Black (NCGS001B) No. Tubes Req:

N.B. For use with glass

GLASS OPTIONS - WARM EDGE SPACER

Pilkington NC Activ Neutral Pilkington SB Activ Blue Pilkington CL Activ Clear Unglazed

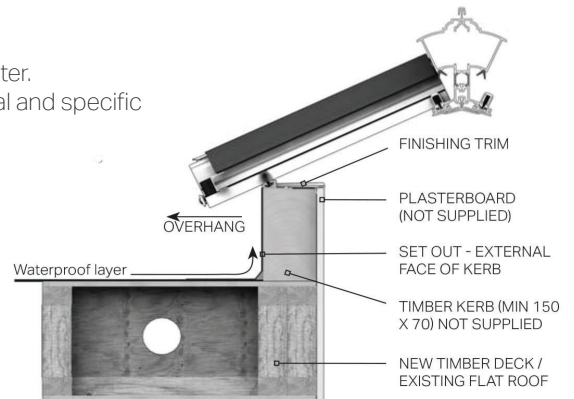
ROOF VENTS AND MECHANISM (mark plan)

- PVCu Internal Cladding Aluminium Internal Cladding
- Brass Manual Spindle Manual Spindle and pole Manual Spindle and telescopic pole
- Chrome Manual Spindle Manual Spindle and pole
- Electric motor with digital thermostat and rain sensor Electric motor and rocker switch
- Electric motor with radio and remote control Electric motor with thermostat (AVTD002)
- Electric without switch/thermostat (Motor only)

ANCILLARY EXTRAS

SPECIFICATION

1. Set out is always measured to external face of timber kerb.
2. Timber kerb should be a minimum of 150 mm x 70 mm wide (not supplied).
3. Width up to 4000 mm. Length up to 6000 mm - nominal sizes (4000X5851 Ext kerb sizes).
4. Fixed pitch of 25 degree all round.
5. Double ended hipped (rectangle shape).
6. Supplied glazed or unglazed for 24 mm sealed units - glazing overhangs, no gutter.
7. We will always design with the minimum number of bars - if you require additional and specific bars, please mark on drawing above.



DISCLAIMER

The builder/installer is responsible for providing / checking structural timber deck Building Regulation applications MAY be needed depending upon application. In certain commercial applications, restrictions in the use of the product may apply.

Contact 01200 452918 for guidance.

NOTE: 2 weeks lead time from signed confirmation on Black Ali or painted PVCu Lantern and coloured roof vents.

Job No.:3598

Please sign and return to
roofsales@ultraframe.co.uk

SIGNED

DATE