




Roof Vent

Ultraframe[®]
Transforming light and space

New improved roof vent

The Ultraframe roof vent offers a striking contemporary look and its design is thermally broken offering a host of performance benefits.



- Modern, slimline look
- Aluminium sash as standard
- Long lasting durable
- PVCu welded frame to eliminate leaks
- Better gaskets
- Thermally broken
- Any colour or foil
- Available with manual or electric openers
- Optional aluminium internal claddings
- Dry fit product

Roof vent options

A wide range of options are available to personalise the roof vent, ensuring that it perfectly complements any conservatory.

Colours

The Ultraframe vent is available in the colourways below as standard stock items and also available in any RAL or special colour as a bespoke item.

Please specify the colours of the frames and sash when ordering the roof vent.

External Sash Colours

Colour	Code
Anthracite Smooth Grey (7016)	SLVH600MGR
Brown (8016)	SLVH600B
Light Oak (8003)	SLVH600CL
White (9003)	SLVH600W
Deeplas (SC050E 80%)	SLVH600D

Aluminium internal colours

(Ultraskey only)

Colour	Code
Anthracite Grey (7016)	SLVAC600MGR
White (9003)	SLVAC600W

Frame colours

Colour External	Colour Internal	Code
White	White	SLVF600W
Deeplas	Deeplas	SLVH600D
Black	Anthracite Smooth Grey	SLVF-00BLMGR
Black	Mahogany	SLVF600BLG
Black	Rosewood	SLVF600BLJ
Black	Light Oak	SLVF600BLK
Black	Black	SLVF600BL
Anthracite Smooth Grey	White	SLVF600MGRW
Mahogany	White	SLVF600GW
Mahogany	Deeplas	SLVF600GD
Rosewood	White	SLVF600JW
Rosewood	Deeplas	SLVF600JD
Light Oak	White	SLVF600KW
Light Oak	Deeplas	SLVF600KD

Any RAL or special colour available as a bespoke item.

This may affect price and leadtime.

Vent claddings

External claddings

- Aluminium as standard
- Available in White, Deeplas, Grey, Brown or Light Oak as standard
- Any bespoke colour available on request



Internal PVCu Claddings

- Suitable for use on any Ultraframe roof
- Also suitable for use on all other glazed roofs
- Available in White, Deeplas, Grey, Mahogany, Rosewood and Light Oak as standard
- Any bespoke colour available on request



Internal Aluminium Claddings

- Available for Ultrasky Roof and Ultrasky Lantern
- Enhance roof vent aesthetics
- Available in White and Grey as standard
- Any bespoke colour available on request

Vent pricing

Externally the roof vent is aluminium as standard and internally there is an option of aluminium or PVCu.

			PVCu internals		Ali internals (Ultraskey Only)
	Size	Colour	Code(s)	List Price (£)	List Price (£)
For 24mm glazing bar	<=800mm	Standard colours	PRVA001-24Std	£180.79	£262.15
		1 side bespoke	PRVA001-24BF1	£311.51	£451.69
		2 sides bespoke	PRVA001-24BF2	£384.15	£557.00
	>800mm	Standard colours	PRVA002-24Std	£214.24	£310.65
		1 side bespoke	PRVA002-24BF1	£344.96	£500.19
		2 sides bespoke	PRVA002-24BF2	£417.60	£605.51
For 32mm glazing bar	<=800mm	Standard colours	PRVA001-32Std	£180.79	£262.15
		1 side bespoke	PRVA001-32BF1	£311.51	£451.69
		2 sides bespoke	PRVA001-32BF2	£384.15	£557.00
	>800mm	Standard colours	PRVA002-32Std	£214.24	£310.65
		1 side bespoke	PRVA002-32BF1	£344.96	£500.19
		2 sides bespoke	PRVA002-32BF2	£417.60	£605.51
For 35mm glazing bar	<=800mm	Standard colours	PRVA001-35Std	£180.79	£262.15
		1 side bespoke	PRVA001-35BF1	£311.51	£451.69
		2 sides bespoke	PRVA001-35BF2	£384.15	£557.00
	>800mm	Standard colours	PRVA002-35Std	£214.24	£310.65
		1 side bespoke	PRVA002-35BF1	£344.96	£500.19
		2 sides bespoke	PRVA002-35BF2	£417.60	£605.51

Minimum size of vent 500mm x 500mm, Maximum size of vent 1100mm x 1100mm.
Glazing in vent 24mm.

All prices plus VAT and carriage

Glass rules - (Calculations for above and below roof vent)

Upper glass unit height =

Vent position from upper edge of glass - 10mm.

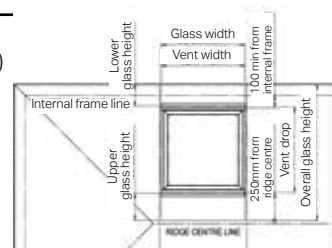
Lower glass unit height =

Overall glass height - upper glass height - vent drop - 20mm.

Vent positioning (measured up the roof pitch)

Minimum of 250mm from ridge centreline


Minimum of 100mm from internal frame line



How to measure sash glass

To calculate the glass size within the vent there is a 76mm reduction on the total width and 78mm reduction on the total drop. So in example to the right the glass would measure 924mm x 672mm.

(We recommend that glass is ordered 'without edge tape' as this increases the thickness of the unit and can make it more difficult to fit the unit into the sash frame.)



Ancillary pricing

Ultraframe roof vents can be opened manually or electrically. There are a number of product options for the 2 opening solutions which are detailed below.



Digital Thermostat
& Rain Sensor
SLCCU002



Remote Control
SLRCU003RC
(Only available with
SLCCU003)



Remote Control Unit
SLCCU003
(Only available with
SLCCU003)



Spindle
SLVSP001CH

(operates up to 10 motors)



Motor
White Q8750
Black QBL8750



Thermostat
AVTD002



Telescopic Pole
BRP001T



Rocker Switch
AVS001

**Vent motor colour depends
on frame colour.**

(operates up to 6 motors)

(operates up to 6 motors)

Product Description	Part Number	Price (£)	
Manual Spindle - Chrome	SLVSP001CH	£57.69	
Manual Spindle - Brass	SLVSP001BS	£52.30	
Spindle and Pole - Chrome	SLVSP001CH	£57.69	
	BRPA001C	£92.14	
Spindle and Pole - Brass	SLVSP001BR	£52.30	
	BRPA001	£80.52	
Spindle and Telescopic Pole - Brass	SLVSP001BS	£52.30	
	BRP001T	£74.29	
Motor Only	Q8750 or QBL8750	£444.51	
Motor and Rocker Switch	Q8750 or QBL8750	£444.51	
	AVS001	£20.09	
Motor and Remote Control	Q8750 or QBL8750	£444.51	
	SLCCU003 & SLRCU003RC	£332.82	
Motor and Thermostat	Q8750 or QBL8750	£444.51	
	AVTD002	£196.40	
Motor and Digital Thermostat & Rain Sensor	Q8750 or QBL8750	444.51	
	SLCCU002	417.20	146.02

All prices plus VAT and carriage

Introductory Net Price.

Slimline roof vent - Order form

(We recommend that glass is ordered 'without edge tape' as this increases the thickness of the unit and can make it more difficult to fit the unit into the sash frame.)

ORDER e: partsales@ultraframe.co.uk

QUOTE e: partsales@ultraframe.co.uk

New Vent

Replacement for Ultraframe roof, please state UF ref no:
and customer ref:

Replacement on another manufacturers roof, please state the make of roof
and the glass size:

ACCOUNT No.

Company Name: Order Number:

JOB REFERENCE

Company Contact: Telephone No:

Email: Delivery Address:

Postcode: Delivery Date Req: Quotation Ref:

VENT DIMENSIONS

Vent 1: Width (mm): Depth (mm): Quantity:

Vent 2: Width (mm): Depth (mm): Quantity:

INTERNAL CLADDINGS

PVCu Internal Cladding

Aluminium Internal Cladding (Ultrasly Only, in White, Grey or Bespoke).

VENT COLOUR

	White	Grey	Deeplas	Black	Mahogany	Light Oak	Rosewood	Bespoke RAL/BS
External	<input type="checkbox"/>	<input type="checkbox"/>	<input type="checkbox"/>	<input type="checkbox"/>			
Internal	<input type="checkbox"/>	<input type="checkbox"/>	<input type="checkbox"/>		<input type="checkbox"/>	<input type="checkbox"/>	<input type="checkbox"/>

SASH

	White	Grey	Deeplas	Brown	Light Oak	Bespoke RAL/BS Colour
	<input type="checkbox"/>	<input type="checkbox"/>	<input type="checkbox"/>	<input type="checkbox"/>	<input type="checkbox"/>

GLAZING

24mm Glazing 25mm Polycarbonate
 Unglazed for glass Unglazed for Polycarbonate

ROOF VENTS AND MECHANISM (mark plan)

Brass Manual Spindle Manual Spindle and pole Manual Spindle and telescopic pole

Chrome Manual Spindle Manual Spindle and pole

Electric motor with digital thermostat and rain sensor

Electric motor and rocker switch

Electric motor with radio and remote control

Electric motor with thermostat (AVTD002)

Motor only

Please sign and return to partsales@ultraframe.co.uk

Job No.:3598

Signed: Date:



Job No. 5029 SLVUB001 Roof Vent 08/19

It is Ultraframe's policy to continually seek to improve its products, processes and service and we reserve the right to change specifications without prior notice. We have been trading for nearly 35 years and strive to deliver unrivalled quality and service