


Ultra[®]roof

By Ultraframe



Starter strip

The tile starter strip provides an authentic slate look and ventilation




Tiles

Authentic looking replica tiles



Glazing

Full length glazing




Ridge

Fully insulated ridge



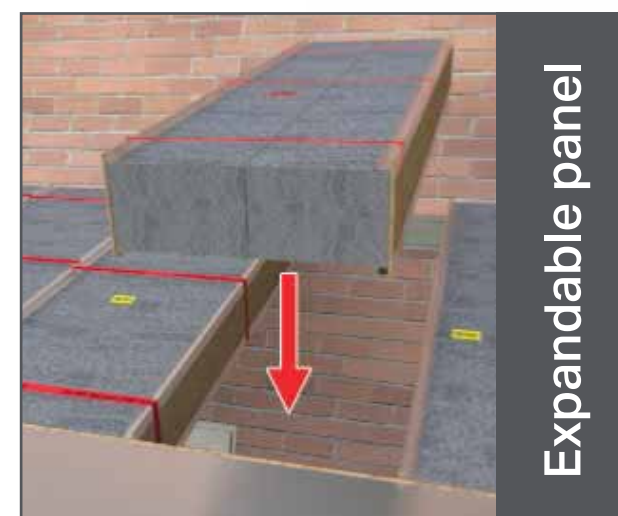
Hips

Slimline aluminium hip and ridge cappings



Box beam

Fully insulated box beam eliminates the risk of condensation



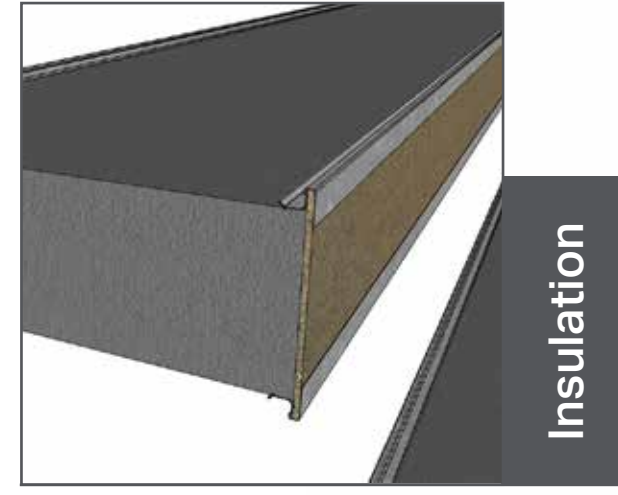
Expandable panel

The expandable Ultrapanel expands to fill any gaps in the roof to prevent cold spots



Bi-fold doors

The Ultrarroof beam is strong enough to accommodate large sets of bi-fold or sliding doors up to 4m without costly additional support



Insulation

Structural insulation within the timber and steel Ultrapanel helps the roof deliver a U-Value of 0.17 (as low as 0.13 if required)




Pelmet

Internal pelmet for downlights and speakers



Soffit

Optional external soffit



No tie bar

Ultrarroof creates a beautiful vaulted ceiling and never needs a tie bar - ever



Framework

Combining the best timber and steel construction technology, the framework is engineered to postcode, ensuring all critical load points in the roof are built to withstand extreme wind and snow loads for your specific postcode

Ultra[®]frame

Transforming light and space